

SANDEEP (INDIA) LIMITED

Reg Office: 301, PL 899/F, Corporate Arena Piramal Nagar Road,
Goregaon West BHD, Mahendra Gardens, Mumbai- 400062

Website: www.sandeepindia.org

Email: info@sandeepindia.org

CIN: L51491MH1982PLC350492

Date: 10.11.2021

To
The Secretary,
The Calcutta Stock Exchange Limited,
7, Lyons Range,
Kolkata-700001

Respected Sir/Madam,

Subject: Outcome of Board Meeting held on 10.11.2021

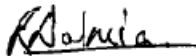
The Board of Directors at their meeting held on today, considered and approved the Unaudited Financial Results for the quarter and half year ended as on 30.09.2021 along with Limited Review Report.

The meeting commenced at 1.30 pm and concluded at 1.40 pm.

Yours faithfully,

For Sandeep (India) Ltd

SANDEEP INDIA LTD.



Director/Authorised Signatory

Rashmi Dalmia
Managing Director
DIN: 01347367

SANDEEP (INDIA) LTD

301 PL899/F, Corporate Arena, Piramal Nagar Road, Goregaon West, Mahendra Gardens, Mumbai- 400062
UNAUDITED FINANCIAL RESULTS FOR QUARTER AND HALF YEAR ENDED AS ON 30TH SEPTEMBER, 2021
 CIN: L51491MH1982PLC350492

Amount in '000'

	Particulars	Quarter Ended			Half year ended		Year ended
		30-Sep-21	30-Jun-21	30-Sep-20	30-Sep-21	30-Sep-20	31-Mar-21
		Unaudited	Unaudited	Unaudited	Unaudited	Unaudited	Audited
1	Income from Operations						
	(a) Revenue from operations	-	-	-	-	-	-
	(b) Conversion of Stock to Investment	-	-	-	-	-	-
	(c) Other Income	1,531.76	1,942.76	1,285.70	3,474.51	3,667.15	11,986.63
	Total Income	1,531.76	1,942.76	1,285.70	3,474.51	3,667.15	11,986.63
2	Expenses						
	(a) Cost of Materials consumed	-	-	-	-	-	-
	(b) Purchase of Stock- in-trade	-	-	-	-	-	1,624.16
	(c) Changes in inventories of finished goods, work-in-progress and stock-in-trade	-	-	-	-	-	(1,572.02)
	(d) Employee benefits expense	89.00	60.00	25.00	149.00	40.00	135.00
	(e) Finance Costs	-	-	-	-	-	-
	(f) Depreciation and amortisation expense	-	-	-	-	-	22.57
	(g) Other expenses	47.63	46.01	288.29	93.63	292.96	618.46
	Total Expenses	136.63	106.01	313.29	242.63	332.96	828.17
3	Profit/ Loss before tax	1,395.13	1,836.75	972.41	3,231.88	3,334.19	11,158.46
4	Tax Expenses						
	Current tax	-	-	-	-	-	50.66
	Deferred tax	170.71	(258.36)	192.23	(87.65)	475.01	1,646.82
5	Profit/ (Loss) for the period	1,224.42	2,095.11	780.17	3,319.53	2,859.18	9,460.98
6	Other Comprehensive Income						
A.	i). Items that will not be reclassified to profit or loss	-	-	-	-	-	-
	ii). Income tax relating to items that will not be reclassified to profit or loss	-	-	-	-	-	-
B.	i). Items that will be reclassified to profit or loss	-	-	-	-	-	-
	ii). Income tax relating to items that will be reclassified to profit or loss	-	-	-	-	-	-
7	Total Comprehensive Income for the period (5+6) (Comprising Profit (Loss) and Other Comprehensive Income for the period)	1,224.42	2,095.11	780.17	3,319.53	2,859.18	9,460.98
8	Paid-up Equity Share Capital (Face Value Rs. 10 each)	32,450.00	32,450.00	32,450.00	32,450.00	32,450.00	32,450.00
9	Reserves excluding Revaluation Reserves						(6,000.26)
10	Earning Per Share (of Rs.10 each) (not annualised)						
	Basic	0.38	0.65	0.24	1.02	0.88	2.92
	Diluted	0.38	0.65	0.24	1.02	0.88	2.92

Notes:

- The above results have been reviewed by the audit committee and thereafter were approved and taken on record by the Board of Directors at its meeting held on 10.11.2021
- Figures of the Previous Year /Period have been regrouped/recasted wherever necessary.
- The above results will be available on Company's website www.sandeepindia.org
- During the quarter and year ended 30th September, 2021 and the corresponding previous quarter/year, the Company has operated only in one geographical segment. Hence segment reporting as per AS 17 is not given.
- The company does not have any exceptional items to report for the above period.

Place: Mumbai
Date: 10.11.2021

For Sandeep (India) Limited
SANDEEP INDIA LTD.

Rashmi Dalmia
 Director/Authorised Signatory

Rashmi Dalmia
Managing Director
 Din: 01347367

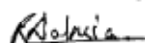
STATEMENT OF ASSETS AND LIABILITIES

(Amount in '000)

Particulars	As at 30/09/2021	As at 31/03/2021
	Unaudited	Audited
A. ASSETS		
1. Non-current assets		
(a) Fixed assets		
Tangible assets	57.56	57.56
(b) Capital Work-in-progress	-	-
(c) Investment property	-	-
(d) Goodwill	-	-
(e) Other Tangible Assets	-	-
(f) Intangible Assets under development	-	-
(g) Biological Assets other than bearer plants	-	-
(h) Financial assets		
(i) Investments	10,228.35	18,104.38
(ii) Trade receivables	-	-
(iii) Loans	5,940.00	5,940.00
(iv) Others	-	-
(i) Deferred tax assets (net)	-	-
(j) Other non-current assets	-	-
Sub-total - Non-current assets	16,225.91	24,101.95
2. Current assets		
(a) Inventories	1,572.02	1,572.02
(b) Financial assets		
(i) Investments	-	-
(ii) Trade receivables	12,748.15	2,057.36
(iii) Cash and cash equivalents	148.18	28.45
(iv) Bank balance other than cash and cash equivalents	100.73	76.02
(v) Loans	13.37	13.37
(vi) Others	-	-
(c) Current tax assets (net)	-	-
(d) Other current assets	-	-
Sub-total - Current assets	14,582.44	3,747.22
TOTAL - ASSETS	30,808.35	27,849.17
A. EQUITY AND LIABILITIES		
EQUITY		
(a) Equity Share Capital	32,450.00	32,450.00
(b) Other Equity	(2,680.73)	(6,000.26)
EQUITY	29,769.27	26,449.74
LIABILITIES		
1. Non-current liabilities		
(a) Financial liabilities		
(i) Borrowings	-	-
(ii) Trade payables	-	-
(iii) Other Financial Liabilities	-	-
(b) Provisions	-	-
(c) Deferred tax liabilities (net)	199.36	287.00
(d) Other long-term liabilities	-	-
(e) Other Non Current liabilities	753.16	1,055.86
Sub-total - Non-current liabilities	952.52	1,342.86
6. Current liabilities		
(a) Financial liabilities		
(i) Borrowings	-	-
(ii) Trade Payables	-	-
(iii) Other Financial Liabilities	35.90	5.90
(b) Other Current Liabilities	-	-
(c) Provisions	50.66	50.66
(d) Current tax liabilities (net)	-	-
Sub-total - Current liabilities	86.56	56.56
TOTAL - EQUITY AND LIABILITIES	30,808.35	27,849.17

Place: Mumbai
Date: 10.11.2021

For Sandeep (India) Limited
SANDEEP INDIA LTD.


Director/Authorised Signatory

Rashmi Dalmia
Managing Director
Din: 01347367

SANDEEP (INDIA) LTD

301, PL 899F, CORPORATE ARENA PIRAMAL NAGAR ROAD, GOREGAON WEST, BHD, MAHENDRA GARDENS, MUMBAI-400062

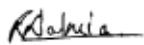
CASH FLOW STATEMENT FOR THE HALF YEAR ENDED AS ON 30.09.2021

CIN: L51491WB1982PLC035464

Particulars	As on 30th September, 2021	As on 30th September, 2020
	(Amount in '000)	(Amount in '000)
A. Cash flow from operating activities		
Profit before Tax	3,231.88	3,334.19
Adjustments for:		
Depreciation and amortisation	-	-
Interest Income	-	-
Finance costs	-	-
Net (gain)/loss on sale of Fixed Assets	-	-
Fixed Assets W/off	-	-
Net (gain)/loss on sale of Investments	-	-
Dividend Income	-	-
TDS Written off	-	-
Operating profit / (loss) before working capital changes	3,231.88	3,334.19
Movements in Working Capital		
(Increase) / Decrease Inventories	-	-
(Increase) / Decrease Trade Receivables	(10,690.78)	2,261.08
(Increase) / Decrease Other Current Assets	-	-
(Increase) / Decrease Short-term loans and advances	-	-
Increase / (Decrease) Other Non-Current liabilities	(302.70)	(744.67)
Increase / (Decrease) Trade payables	-	(5,500.51)
Increase / (Decrease) Short Term Provisions	-	-
Increase / (Decrease) Other current liabilities	-	-
Increase / (Decrease) Other Financial liabilities	30.00	119.90
Net Cash Generated/(Used in) Operations	-10,963.48	-3,864.20
Cash flow from extraordinary items		
Direct Taxes Paid including for past years	-	-
Dividend & Dividend Tax Paid	-	-
Net cash flow from / (used in) operating activities (A)	-7,731.60	-530.01
B. Cash flow from Investing activities		
Sale of Fixed Assets	-	-
Interest received	-	-
Dividend Received	-	-
Purchase of Fixed Assets	-	-
(Purchase)/Sale of Investments	7,876.03	778.57
Investment in Joint Venture	-	-
Change in Current Investment	-	-
Change in Non-Current Investment	-	-
(Increase) / Decrease Other Non Current Assets	-	-
Net cash flow from / (used in) investing activities (B)	7,876.03	778.57
C. Cash flow from financing activities		
Finance cost	-	-
Dividend	-	-
Proceeding from Long Term Borrowings	-	1,900.00
Increase / (Decrease) Short Term Borrowings	-	(1,900.00)
Proceeding from Long Term Borrowings	-	-
Security Premium	-	-
(Increase) / Decrease Long-term loans and advances	-	-
Net cash flow from / (used in) financing activities (C)	-	-
Net increase / (decrease) in Cash and cash equivalents (A+B+C)	144.43	248.56
Cash and cash equivalents at the beginning of the year	104.47	59.08
Cash and cash equivalents at the end of the year *	248.90	307.65
* Comprises:		
(a) Cash on hand	148.18	307.65
(b) Balances with banks		
(i) In current accounts	100.73	-
(ii) In deposit accounts	-	-

For Sandeep (India) Limited

SANDEEP INDIA LTD.


Director/Authorised Signatory

Place: Mumbai
Date: 10.11.2021

(Director/ Authorised Signatory)

LIMITED REVIEW REPORT

The Board of Directors,
Sandeep (India) Limited
301 PL899/F, Corporate Arena, Piramal Nagar Road,
Goregaon West, Mahendra Gardens,
Mumbai- 400062

We have reviewed the accompanying statement of unaudited standalone financial results of M/s Sandeep (India) Limited for the quarter and half year ended 30th September, 2021 attached herewith, being submitted by the Company pursuant to the requirement of Regulation 33 of the SEBI (listing Obligation and Disclosure Requirements) Regulations, 2015. This statement is the responsibility of the Company's Management and has been approved by the Board of Directors. Our responsibility is to issue a report on these financial statements based on our review.


We conducted our review in accordance with the Standard on Review Engagement (SRE) 2410, 'Review of Interim Financial Information Performed by the Independent Auditor of the Entity' issued by the Institute of Chartered Accountants of India. This standard requires that we plan and perform the review to obtain moderate assurance as to whether the financial statements are free of material misstatement. A review is limited primarily to inquiries of company personnel and analytical procedures applied to financial data and thus provide less assurance than an audit. We have not performed an audit and accordingly, we do not express an audit opinion.

Based on our review conducted as above, nothing has come to our attention that causes us to believe that the accompanying statement of unaudited standalone financial results prepared in accordance with applicable Indian Accounting Standards specified under Section 133 of the Companies Act, 2013 and other recognized accounting practices and policies has not disclosed the information required to be disclosed in terms of Regulation 33 of the SEBI (Listing Obligations and Disclosure Requirements) Regulations, 2015, including the manner in which it is to be disclosed, or that it contains any material misstatement.

Place: Mumbai
Date: 10.11.2021



For A Saraogi & Associates
Chartered Accountants
FRN: - 322993E


Anneel Saraogi
Partner

Membership No - 057545

UDIN: 21057545AAAACQ8663